

De Colores Spanish Immersion Montessori



Parent Handbook

School Year 2026-2027

Table of Contents

OVERVIEW OF OUR PROGRAM		
Mission Statement	3	12
The Spanish Immersion Language Model	3	12
The Montessori Method	3	12
Anti-Bias Education	3	13
Hours of Operation	3	13
Late Arrivals	3	14
Late Pickups	4	15
Aftercare	4	15
Inclement Weather Closures	4	15
Meals	4	16
PARENT & SCHOOL COMMUNICATION		
Direct Communication	5	16
Transparent Classroom	5	16
Weekly Newsletters	5	16
Parent-Teacher Conferences	5	16
Family Policies		
Arrival Procedures	5	16
Dismissal Procedures	5	16
Attendance & Absences	5	16
Medication Administration	5	16
Positive Guidance & Behavior	5	16
Biting Policy (Toddler Communities)	5	16
Birthday Celebrations	5	16
DAILY SCHEDULES		
Comunidad Violeta	6	17
Comunidad Verde, Azul y Amarilla	6	17
Comunidad Verde’s Daily Schedule	6	17
Comunidad Azul & Amarilla’s Daily Schedule	6	17
Casa Roja & Casa Naranja	6	17
Daily Schedule	6	17
List of Items for Daily Use		
Items to leave at De Colores for daily use	3	12
Items to take home every day to wash	3	12
Items to leave at home (please don’t bring these items)	3	12
Everyday Clothing		12
All Weather Clothing		13
Rainy Day Gear	3	13
Winter Gear	3	13
Summer Water Day Gear	3	14
Indoor Play Location		15
Outdoor Play Locations		15
Outdoor Play Policy		15
Health & Illness Policy		16
General Illness Guidelines	5	16
Fever	5	16
Vomiting & Diarrhea	5	16
Respiratory Illness	5	16
COVID-19, Influenza, RSV & Other Communicable Illnesses	5	16
Other Contagious Conditions	5	16
Allergies & Chronic Conditions	5	16
Illness During the School Day	5	16
Photography & Privacy	6	16
Visitors & Volunteers	6	17
Outdoor Experiences & Neighborhood Walks	6	17
Toilet Learning		18
When to begin?	6	18
Signs that your child is ready for toileting	7	18
Supplies for Home	7	18
How to help your child begin the toileting process?	8	19
The Three Stages of Toileting	8	19
2026-2027 Tuition Rates		20
Sibling Discount	11	20
Enrollment Documents		20
Parent Handbook Signature Page School Year 2026-2027		21

OVERVIEW OF OUR PROGRAM

Mission Statement

At De Colores Spanish Immersion Montessori, our mission is to inspire love of self, love of others, and love of learning across our community of children, staff, and families.

We use Spanish Immersion Language Model, the Montessori Method, and Anti-bias Education to center children's autonomy and joy. Our books, lessons and materials purposefully uplift human diversity and create opportunities for continued learning and relearning.

De Colores Spanish Immersion Montessori does not discriminate on the basis of race, color, class, national and/or ethnic origin, sexual orientation or preference, or disability in the admission of students, the employment of staff, or in the administration of its policies.

The Spanish Immersion Language Model

De Colores has used the Spanish Immersion Language Model since it opened its doors in 2007. This means that all our staff speaks Spanish 100% of the time with your child. All books, songs, lessons, and conversations are in Spanish. All of our team are also native Spanish speakers.

Children that graduate from De Colores can hold conversations in Spanish and have a wide range of vocabulary.

The Montessori Method

We believe that joy and independence are intertwined. The Montessori method is scientifically designed to surround children with exercises that prepare them to be independent, to refine the senses, and to interact with the natural world. Joy abounds when children can dress independently, compose a new song on the bells, and discover they know the tree's name outside their bedroom window. We've fully equipped our classrooms with the highest quality Montessori materials so our children can repeat these exercises as often as they wish.

Anti-Bias Education

Anti-Bias Education (ABE) is crucial to developing a joyful, children-centered school. Our ABE goals as a school are to encourage this joy, foster empathy, promote identity building, and empower children to identify and work against injustice. This is no small task, and we are actively providing professional development to relearn how to best meet the needs of our community of children, families, and staff.

Hours of Operation

Our school operates a year-round program from 8:00 AM to 5:00 PM.

We are closed for all federal holidays, two weeks in December and approximately one week in July.

Late Arrivals

Please call the office at **202-291-2164** if your child will be arriving at school after 9:00 AM. An administrator will greet you, as our teachers will already be teaching lessons in the classroom.

Late Pickups

Fees for pick-ups after 5:00 PM are \$5.00 for the first five minutes. \$2.00 for every additional minute.

Please call the office to inform us that you are arriving late so we can plan to have your child's teachers stay late. Then, please pay the fee directly to your child's teachers.

Aftercare

Aftercare is available from 5:00 PM to 6:00 PM on a first-come, first-served basis. The cost is \$125 per month and requires a monthly commitment. For inquiries, please contact Florencia at florencia@decoloresdc.com.

Inclement Weather Closures

We usually follow the District of Columbia Public School (DCPS) weather-related school closings. To find out if DCPS schools are closed, please check online at: <http://dcps.dc.gov/portal/site/DCPS/>

De Colores reserves the right to close even when DCPS remains open if the Director determines that the weather conditions are unsafe for travel for children and staff. Please note that De Colores cannot provide refunds for unpredictable weather-related or emergency closings.

Meals

NiaCentral caters our food. Two snacks and a hot lunch are included in the tuition price. Their meals comply with the Child and Adult Care Food Program (CACFP), the National School Lunch Program (NSLP), the School Breakfast Program (SBP), as well as the District of Columbia's Healthy Schools Act (HSA), and the Healthy Tots Act (HTA). They can also accommodate the needs of children with food allergies and vegetarian diets. They use local produce whenever possible. Our whole school is also completely nut-free.

PARENT & SCHOOL COMMUNICATION

Direct Communication

Our office phone number is **202-291-2164**. Please call us anytime from 8:00 AM to 5:00 PM.

Please call us here to let us know when you are arriving late, are leaving early, or have any questions for our administrative team.

If you have any questions about enrollment or any school paperwork, please email Ms. Maritza at maritza@decoloresdc.com

If you have any questions about your child's progress at school or want to inform us of upcoming vacations, new siblings, or other changes at home, please email Ms. Paulina at paulina@decoloresdc.com and Florencia at florencia@decoloresdc.com.

The teachers are also happy to take your questions and concerns at pick-up in the afternoons. Please arrive closer to 4:30 to talk with the classroom teacher.

Transparent Classroom

We upload photographs of your child working in the classroom and playing outside weekly. When you sign in and answer the daily screening questions using [our unique URL](#), you also have the option of leaving us notes. This tool is handy for letting us know things such as early dismissals, if your child didn't sleep well, or if you forgot something at home and will bring it later in the day. Please maintain your account(s) complete and up to date so that our administrative team can communicate quickly with you.

Weekly Newsletters

We send out a weekly newsletter with important reminders, school closures, policies, announcing new families, community news, and more.

Parent-Teacher Conferences

We schedule two Parent Teacher Conferences during the school year. These are important meetings where you can ask specific questions and hear about how your child is doing in the various areas of the classroom. *We welcome your questions all year round! We strive to keep communication channels open, so please let us know if you have any questions or concerns so we can schedule a conference with your child's teacher and administrator as a translator.*

Family Policies

Arrival Procedures

Parents should accompany their child to the designated arrival location and ensure a staff member has acknowledged their arrival before leaving. A consistent, brief goodbye routine helps children transition confidently into their school day.

Dismissal Procedures

Children will only be released to parents, legal guardians, or individuals listed on the child's authorized pickup form. If someone new will be picking up your child, the school must be notified in advance and a valid photo ID will be required.

Attendance & Absences

Please notify the school by 9:00 AM if your child will be absent or arriving late so teachers can plan appropriately. Families are encouraged to inform the administration of planned vacations or extended absences whenever possible.

Medication Administration

Prescription and over-the-counter medications may only be administered with the appropriate authorization forms completed and signed by both the parent and healthcare provider when required. All medications must be in their original container and given directly to an administrator.

Positive Guidance & Behavior

Our teachers use positive guidance, redirection, modeling, and problem-solving techniques that support children's social and emotional development while respecting Montessori principles. Families will be included in developing consistent support strategies whenever ongoing behavioral concerns arise.

Biting Policy (Toddler Communities)

Biting is a common developmental behavior among young children, and our staff responds by immediately ensuring everyone's safety while helping children develop alternative communication skills. Families of both children involved will be informed privately, while maintaining the confidentiality of all students.

Birthday Celebrations

We are happy to celebrate birthdays in developmentally appropriate ways that support our classroom community. Please contact your child's teacher in advance to discuss celebration plans and any food or allergy considerations.

DAILY SCHEDULES

Comunidad Violeta

Comunidad Violeta is our Montessori Nido environment for infants, where individualized care, responsive routines, and freedom of movement support each child's natural development. Rather than following one rigid daily schedule, our teachers thoughtfully respond to each infant's unique rhythms for feeding, diapering, sleeping, and exploration. The schedule below reflects the general flow of the day; however, each child's routine is adapted to meet their individual developmental needs. As children grow and become more independent, they gradually transition to a more consistent group routine in preparation for Comunidad Verde.

Time	Activity
8:00 - 9:00 AM	Arrival and individualized greeting. Children are welcomed, bottles or breakfast are offered as needed, and infants transition into the prepared environment with floor play and Montessori materials.
9:00 - 9:45 AM	Montessori work cycle with freedom of movement, tummy time, language experiences, music, and individualized lessons.
9:45 - 10:30 AM	Morning Nap (children sleep according to individual needs; those who remain awake continue quiet work with a teacher).
10:30 - 11:00 AM	Diapering, toileting (when appropriate), bottle feeding or morning snack, depending on each child's feeding schedule.
11:00 AM - 12:00 PM	Outdoor exploration at Parque de Marcelo. Children enjoy fresh air, movement, nature observation, sensory experiences, and gross motor activities.
12:00 - 12:30 PM	Lunch or bottles, individualized feeding, diaper changes, and transition to rest.
12:30 - 2:30 PM	Midday Nap (individual sleep needs are respected; children who wake early engage in quiet activities).
2:30 - 3:00 PM	Gentle wake-up, diaper changes, toileting, bottles or afternoon snack.
3:00 - 4:00 PM	Montessori afternoon work cycle with practical life, language, music, movement, and sensorial experiences.
4:00 - 5:00 PM	Indoor free movement, individual care routines, family-style departure, and dismissal from the classroom.

Comunidad Verde, Azul y Amarilla

Three of our classroom communities are for children ages 14 to 36 months: Comunidad Azul, Comunidad Amarilla and Comunidad Verde. These three communities are led by trained Montessori guides for children ages 0 to 3 years of age. These environments have been specially prepared for children in “Comunidad Infantil,” or a Montessori Toddler program for children who are walking but are not yet 3 years of age.

Comunidad Verde’s Daily Schedule

Time	Activity
8:00 - 9:30 AM	<p>Warm Months: Arrival at Marcelo’s Park (in the alleyway) Cold Months: Arrival at Front Door (6216 3rd St.)</p> <p>Morning work cycle in the classroom or free play at Marcelo’s park</p>
10:00 AM	Morning snack
10:15 - 11:30 AM	Walk in the neighborhood and then continue free play
11:30 AM	Transition to lunch
11:45 - 12:30 PM	Lunch in the classroom
12:30 PM	Transition to naptime
1:00 - 3:00 PM	Naptime in the classroom
3:00 - 3:15 PM	Children who are still sleeping are gently awakened, and diapers are changed.
3:30 PM	Afternoon snack
3:30 - 4:30 PM	<p>Cold Months: Free play in the classroom Warm Months: Free play in Marcelo’s Park</p>

4:30 to 5:00 PM

Cold Months: Dismissal from the classroom
Warm Months: Dismissal from Marcelo's Park
Please arrive close to 4:30 if you wish to converse with your child's teacher.

Comunidad Azul & Amarilla's Daily Schedule

Time	Activity
8:00 - 9:00 AM	Arrival through front classroom door (6218 3rd St.-Azul, 6228 3 rd St. Amarilla)
8:00 - 10:00 AM	Montessori morning work cycle. Children freely choose materials, receive lessons, and eat snacks when hungry.
10:00 AM	Transition to going outside
10:45 - 11:45 AM	Outdoor play in Fort Slocum or nearby sports courts
11:45 AM	Transition to Lunch
11:50 - 12:30 PM	Lunch
12:30 - 1:00 PM	Transition from Lunch
1:00 - 3:00 PM	Naptime
3:00 - 3:15 PM	Children who are still sleeping are gently awakened to use the bathroom.
3:30 PM	Afternoon snack as a group
3:45 - 5:00 PM	Walk in the neighborhood and outdoor play in Marcelo's Park
4:30 - 5:00 PM	Dismissal from Marcelo's Park (unless it is heavily raining, at which point dismissal is from the front door of the classroom)

Casa Roja & Casa Naranja

Casa Roja & Casa Naranja are for children approximately ages 3 to 6 years of age.

These communities are led by at least one fully trained Primary Montessori Guide and a teacher’s assistant. These environments are named after Montessori Children’s House or “Casa de Niños.”

Daily Schedule

Time	Activity	
8:00 - 9:00 AM	Arrival through the front classroom door.	
8:00 - 11:00 AM	Morning Montessori work cycle in original classrooms. Children freely choose between various Montessori materials and receive individualized lessons.	
11:00 AM - 12:00 PM	Outdoor play time* (field or Takoma Park Playground)	
12:00 - 12:40 PM	Lunch in their original classroom	
12:40 - 1:30 PM	Transition to play time* Children clean up their tables, use the bathroom, and brush their teeth. All children can then exit to the exterior classroom for outdoor time to play together.	
1:30 - 3:00 PM	Naptime (in Casa Roja) Children: Three-year-olds	Afternoon Montessori work cycle (in Casa Naranja) Children: Four and five-year-olds
3:00 - 4:00 PM	Nappers wake up and eat their afternoon snack together. Then they meet up with their peers at Marcelo’s Park*.	Children wrap up their work and play at Marcelo’s Park*.
4:00 - 5:00 PM	<p>Free play in the classroom or outdoors* Children return to their original group. They will be able to continue playing outdoors either on the field or in front of the classroom. They also have the option to come indoors to their original classroom and use a rotating selection of non-Montessori materials reserved for the afternoon (legos, magnatiles, blocks, floor puzzles).</p> <p>Dismissal through the front classroom door</p>	

*In the event of thunderstorms, children will remain indoors and will be able to use our rotating selection of non-Montessori didactic materials, dance parties, and other movement activities.

List of Items for Daily Use

Please ensure that your child's name is written clearly on all their belongings.

Items to leave at De Colores for daily use

- A pair of classroom shoes
- Change of clothes (at least 2 shirts, 2 bottoms, 2 pairs of socks)
- A pack of diapers (Comunidad Violeta, Verde, Azul & Amarilla)
- 6 or more pairs of training underwear (Comunidad Azul- Amarilla)
- 2 pairs of underwear (Casa Roja & Casa Naranja)
- 2 packs of wet wipes
- Toothbrush, toothpaste and toothbrush cover (Comunidad Azul, Amarilla)
- Sun hat
- Sunscreen & Insect repellent
- Sleep mat. We recommend this one that fits our cots well and rolls easily.

Items to take home every day to wash

1. Wet bags for clothes and diapers.
2. Water bottle & carrier.

Items to leave at home (please don't bring these items)

1. Outside toys
2. Outside food / breakfast
3. Umbrellas

Everyday Clothing

Our goal is that all children learn to be independent in changing their clothes. To allow this, please ensure your child is wearing clothing they can practice putting on and taking off themselves. Avoid onesies, overalls, long dresses, and shoes with laces which can either restrict movement or limit independence.



Tops with large enough head openings that your child can remove it themselves



Bottoms with elastic or adjustable drawstring




Velcro or slip on shoes and socks

All Weather Clothing





We play outside rain, snow or shine!

Please send the following weather appropriate outfits when necessary and **labeled**

Rainy Day Gear

 <p>Rain coat</p>	 <p>Rain Boots</p>	 <p>Rain suit / Rain pants</p>
---	--	--

Winter Gear

 <p>Winter Jacket</p>	 <p>Winter Boots</p>	 <p>Winter Pants</p>	 <p>Winter hat and mittens with clips</p>
--	---	---	--

Summer Water Day Gear

Hat



Secure Water Shoes



Swim Suit



Hooded Towel



Indoor Play Location

Our indoor play area is located at 6226 3rd St. NW, Washington, DC 20011. It is the multipurpose room next to our Comunidad Amarilla classroom. This space will be used by all classrooms on days when it is not safe or healthy to be outside. On such days, teachers will follow a set schedule to ensure the number of children in the room never exceeds the allowed capacity.

Outdoor Play Locations

The children in the Comunidad Violeta, Comunidad Verde and Comunidad Azul, Comunidad Amarilla communities use our gated park in the alleyway called “Parque de Marcelo” which means Marcelo’s Park. Comunidad Azul and Comunidad Amarilla also venture out to nearby Fort Slocum for nature walks and to the Takoma Playground.

The children in the Casa Roja and Casa Naranja alternate use of the outdoor classroom, which features a wooden pyramid structure, wooden blocks, and plant beds. They also venture out to nearby green spaces such as the Takoma Park Recreation Field across the street from the classroom and to the Takoma Playground.

Outdoor Play Policy

The temperature markers below follow the guidance of Child Care Weather Watch. Please ensure that your child is well equipped to play outside by sending them with weather appropriate clothing items as listed on the previous page. We do stay inside if there is unsafe or unpredictable weather forecasted, such as: lightning storms, hailstorm, tornado warnings etc.

Temperature (taking into account the wind chill or humidity)	<u>Length of Outdoor Play</u>
Above 100 degrees Fahrenheit	None. Children will remain inside
90 to 99 degrees Fahrenheit	20 minutes
81 to 89 degrees Fahrenheit	45 to 60 minutes
70 to 80 degrees Fahrenheit	20 minutes
Below 70 degrees Fahrenheit	None. Children will remain inside.

Health & Illness Policy

At De Colores, the health and well-being of our children, families, and staff is a shared responsibility. We ask families to help us maintain a healthy school environment by keeping children home when they are ill and by notifying the school of any contagious illness.

General Illness Guidelines

Children should remain home if they are unable to comfortably participate in the normal daily routine, including outdoor play, classroom activities, and meals.

A child may return to school once symptoms have improved, they are fever-free for at least 24 hours without fever-reducing medication, and they meet the return-to-school criteria outlined below.

Fever

Children with a temperature of **100.4°F or higher** must remain home.

Children may return after being fever-free for at least **24 hours without the use of fever-reducing medication**.

Vomiting & Diarrhea

Children who have vomited or experienced diarrhea should remain home until they have been symptom-free for at least **24 hours** and are able to eat and drink normally.

If these symptoms develop during the school day, parents will be contacted for immediate pickup.

Respiratory Illness

Children experiencing significant coughing, difficulty breathing, persistent congestion accompanied by fever, or symptoms that prevent them from comfortably participating in classroom activities should remain home until symptoms improve.

If symptoms persist for several days or worsen, the school may request clearance from a healthcare provider before the child returns.

COVID-19, Influenza, RSV & Other Communicable Illnesses

Children diagnosed with COVID-19, Influenza, RSV, or any other contagious illness should remain home until they meet current public health recommendations, have been fever-free for 24 hours without medication, and are well enough to participate fully in school activities.

Families should notify the school whenever their child is diagnosed with a communicable illness so we can appropriately monitor classroom health while maintaining confidentiality.

Other Contagious Conditions

Children diagnosed with illnesses such as conjunctivitis (pink eye), Hand, Foot and Mouth Disease, chickenpox, impetigo, lice, or other contagious conditions may return according to their healthcare provider's recommendations and when they are no longer considered contagious.

Parents must provide a physician's note confirming that their child is no longer contagious and is medically cleared to return to school before the child may resume attendance.

Allergies & Chronic Conditions

Children with seasonal allergies or chronic medical conditions that may resemble illness should provide documentation from their healthcare provider describing the diagnosis and expected symptoms.

This allows our staff to distinguish ongoing medical conditions from contagious illnesses while ensuring your child receives appropriate care.

Illness During the School Day

If a child becomes ill while at school, they will be made comfortable in a supervised area away from other children while a parent or authorized emergency contact is notified for prompt pickup.

Parents should ensure emergency contacts remain current throughout the school year so a child can always be picked up promptly when necessary.

Photography & Privacy

Photographs taken during the school day may be shared with enrolled families through approved school communication platforms. Children's images will never be used for promotional purposes without prior written parental consent.

Visitors & Volunteers

For the safety of our community, all visitors must check in with the office before entering the school or classrooms. Classroom observations and volunteer opportunities are scheduled in advance to minimize disruptions to the children's work cycle.

Outdoor Experiences & Neighborhood Walks

Outdoor exploration is an essential part of our curriculum, and children regularly participate in walks to nearby parks and green spaces. Families authorize these neighborhood outings by signing the Outdoor Activity Permission Form during enrollment.

Toilet Learning

Toileting is a process linked to a child's self-esteem and confidence. We encourage you to use a positive mindset and specific language to support them. For example, we avoid using the term "toilet training" as this language doesn't reflect the necessary participation and maturation of the child. We hope to work together so that your child can be independent when using the bathroom. We encourage you to consider our approach detailed below to avoid regressions or conflicts.

When to begin?

Most children are ready to begin toileting between 18 months and 3 years of age. Preparation for this process, however, can begin at birth. Examples of this include: narrating the diapering process, using cloth diapers, and changing the child in a vertical position once they can stand independently.

Signs that your child is ready for toileting

- They can indicate either through signs or words that they have a wet or soiled diaper. It is normal for all urination and defecation to be called "pee" or "pipi" as the child begins learning the difference.
- They begin showing discomfort at having a soiled or wet diaper, often asking for a diaper change.
- They wake with a dry diaper. Allow them to wake with a dry diaper for several weeks before removing it completely.

Notes: Although children tend to control their anal muscles before their urinary ones, they still tend to prefer defecation in a diaper as they view the process as giving away a part of themselves. Also, there are some children that will need more support. They may have developmental differences which would require a different approach to toileting.

Supplies for Home

- 6 or 7 pairs of thick cloth underwear. They have a little bit of padding to hold some liquid but still allow the child to feel wet. Large enough to pull on and off.
- 1 small potty with an easily removable bin so they can independently empty it
- Shorts or pants with adjustable waistbands that are easy to remove
- Shoes that are easy to wash and put on and off (such as water shoes)
- Bucket or hamper to place wet underwear and clothes
- Basket with dry underwear and pants
- Low chair/ clean bath mat for sitting to change clothes
- Rubber sheets / mattress cover

How to help your child begin the toileting process?

- Ensure that all caregivers change your child’s diaper standing up so they are active participants in this process.
- Begin observing the signs that your child needs to urinate or defecate (dancing, tugging, moving to a quiet place)
- Once you’ve identified the signs for urination/defecation, say, “Let’s go to the bathroom. “Would you like to go to the bathroom?” as children will often automatically say no.
- Read books together about the toileting process.
- Educate yourself by reading Toilet Awareness by Sarah Moudry and watching Montessori video on Toilet Learning.



The Three Stages of Toileting

A child needs about a month to complete the toileting process, though, we recognize that every child is different.

1. **Stage One:** Begin using the cloth underwear and commit to no longer using diapers. To begin associating their clothes as needing to be dry, they need to change immediately after wetting their underwear. Show your child the process of using their potty. Check it with them every 40 minutes.
2. **Stage Two:** Your child should now feel discomfort when they are wet. They will begin to tell you *after* they have urinated/defecated and will express a desire to want to be changed. By the end of this stage they begin to let you know *before* they urinate/defecate, (e.g. “Pipi, popo, pee, poo”).
3. **Stage Three:** Your child will now go towards the bathroom when they need to urinate or defecate. Once they feel secure and have mastered the steps to independently lower

their garments they will be successful in independently using the bathroom.

Cultivate autonomy by using positive language that describes what they did: “You did it by yourself” “You pulled your underwear down yourself.” Avoid giving physical rewards for using the bathroom (no stickers, extra snacks, etc.)

Note: It is normal for a recently toileted child to forget to go when they are playing, when they feel cold, while sleeping, or have ingested too many liquids. Our job as the adult(s) is to remain positive and refrain from using language such as “oh no, you peed the bed again? Only babies wet the bed!” and instead say, “I see you’re wet. Let’s change.”

If you’re interested in sample language for each step of the process, please reach out to Paulina at paulina@decoloresdc.com for a sample language guide.

2026-2027 Tuition Rates

All tuition rates below are for full-time students. We currently do not offer part-time care.

	Monthly	Annually
Comunidad Violeta (ages 6-14 months)	\$2,600.00	\$31,200.00
Comunidad Verde (ages 14-24 months)	\$2,525.00	\$30,300.00
Comunidad Azul & Amarilla (ages 24-36 months)	\$2,525.00	\$30,300.00
Casa Roja & Casa Naranja (ages 3-6 years)	\$2,250.00	\$27,000.00

Sibling Discount

10% Discount offered from sibling tuition. This deduction applies to the lower two tuitions if they are not in the same community.

Enrollment Documents

You will need to submit the following documents to complete your child's enrollment. You can find them on our website at www.decoloresdc.com/forms:

1. 2026-27 Enrollment Agreement
2. 2026-27 Parent Handbook Signature Page
3. Care Away from Home
4. DC Universal Health Certificate**
5. Emergency Health Authorization Form
6. Medical Authorization Form
7. Oral Health Form (needed when your child turns 3)
8. Outdoor Activity Permission Slip Form
9. Emergency Contact Information Form
10. Authorization to Apply Lotion and Ointment Form

** Your child needs a recent physical examination for this form to be complete. The form becomes invalid once 1 year has passed from the date of the last physical. That means that if your pediatrician fills the form out today using a physical that was 11 months ago, you will need to submit this form again in one month's time.

Parent Handbook Signature Page School Year 2026-2027

Please sign and return this page to the office

Parent Agreement

I / We _____

Parent(s) or Guardian(s)

certify that I / we have read and understood the contents of the De Colores Spanish Immersion Montessori Parent Handbook and agree to follow and uphold the school policies while my / our child is a student.

I / We understand that De Colores Spanish Immersion Montessori reserves the right to amend policies and procedures when necessary and that I / we will abide by any changes. Any changes made to the Parent Handbook will be clearly communicated by the school.

Parent / Guardian Signature: _____ Date: _____

Parent / Guardian Signature: _____ Date: _____

Parent / Guardian Signature: _____ Date: _____

